



POWER

FORTIS mini

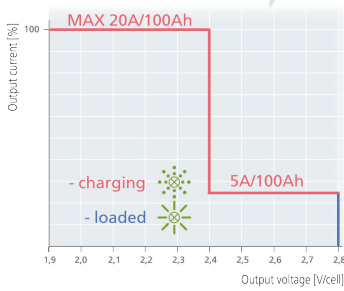


Compact high-frequency charger with robust construction

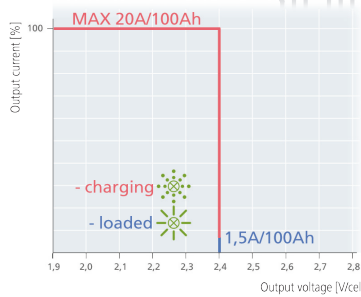
- Meets hard requirements for three shift operation in industrial areas
- Suitable for the recharge of lead acid, gel and AGM batteries
- Easy setting of battery capacity and charging curve by one button
- LED signaling of charging phases

Charging curves

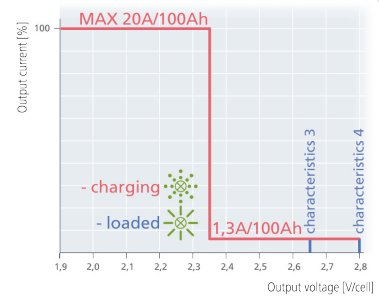
IUIa



IUa



IUIa-gel



Charging characteristics - all types

Charging curve setting – Number of red LED blinks

1	2	3	4	5
IUIa dU	IUIa CF	IUIa GEL 2,65	IUIa GEL Ex	IUa

Battery capacity setting

TYPE	Battery capacity setting (Ah) – Number of green LED blinks								
	1	2	3	4	5	6	7	8	9
FORTIS mini 24E20 / FORTIS mini 12E20	65	75	85	105	120	135	150	180	210
FORTIS mini 24E40 / FORTIS mini 12E40	135	150	180	210	240	270	300	345	375
FORTIS mini 24E60	270	300	345	375	420	465	500	560	620

Charging time

up to 8 hours

8–10 hours

10–12 hours

www.axima-power.com



Charging time:
standard batteries from 6,5 to 12 hours
gel batteries from 8 to 14 hours



Battery:
voltage 24 V and 12V (24E60 only 24V)
capacity from 65 Ah to 620 Ah

TECHNICAL PARAMETERS

INPUT	FORTIS mini 24E20 / 12E20	FORTIS mini 24E40 / 12E40	FORTIS mini 24E60
Input voltage range	1f 230V, ±15%, 50/60Hz		
Input current	4,5A / 2,4A	5,9A / 3,1A	8,5A
Inrush current	<30A, 5ms < Inom		
Recommended circuit breaker type C	10A	10A / 6A	10A
Power factor	0,7	0,99	

OUTPUT	FORTIS mini 24E20 / 12E20	FORTIS mini 24E40 / 12E40	FORTIS mini 24E60
Output voltage	24V / 12V		24V
Maximal output current	20A	40A	60A
Output voltage tolerance	±1%		
Output current tolerance	±2%		
Efficiency	až 92%	až 94%	až 91%

SAFETY, STANDARDS	
Safety (LVD)	EN 62368-1
EMC resistance	EN 61000-6-2
EMC emissions 12/24E20	EN 61000-6-3
EMC emissions 14/24E40	EN 61000-6-4
EMC emissions 24E60	EN 61000-6-4
Degree of protection	IP20

STORAGE, WORKING ENVIRONMENT	
Storage	in dry areas -25°C to +80°C, max. relative humidity 80%
Working environment	-10°C to +40°C, max. relative humidity 80%, non condensating

Dimensions (mm)

TYPE	CASE	H	W	D	X	Y	WEIGHT (kg)
FORTIS mini 24E20 / FORTIS mini 12E20	S	202	155	80	0	236	3
FORTIS mini 24E40 / FORTIS mini 12E40	M	234	174	90	120	268	4
FORTIS mini 24E60	L	349	267	92	180	380	6,5

